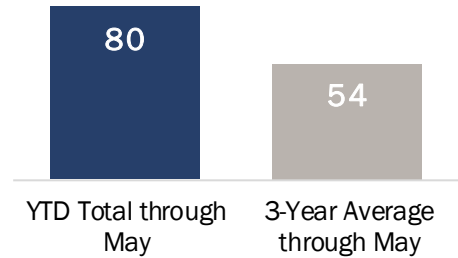


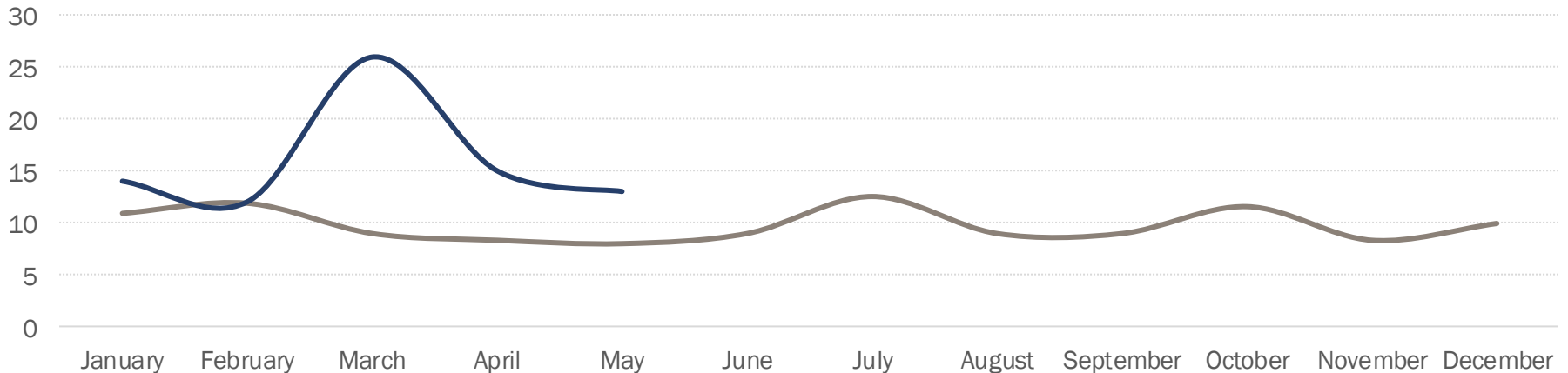
Deaths

As of the end of May, there have been 80 opioid-related accidental and undetermined deaths among Vermont residents. The number of opioid deaths is higher than in previous years due to March having the highest single-month total in recent years (26 deaths). There are notable differences across age groups, particularly within the 40–49-year-old group.



The number of Vermonters dying by opioid overdose this year is higher than previous years.

Opioid deaths in **2021** and **3-year averages** by month among Vermont residents*



Source: Vermont Vital Statistics, 2018-2020. All data from 2020 and 2021 are considered preliminary.

*3-year averages are calculated using the years 2018 to 2020.

Please note there is an 8-week lag in reporting opioid overdose death. An 8-week lag minimizes the changes in numbers posted. Opioid deaths through the end of May are included in this report. There are **2** pending death certificates in February 2021, **1** pending in March 2021 and **6** pending in May 2021.

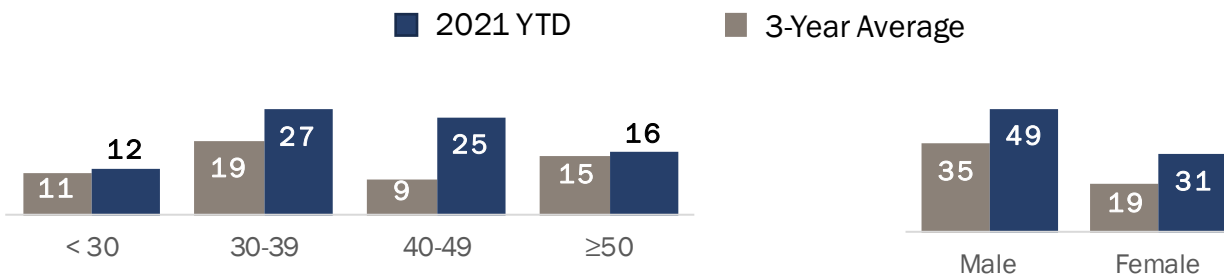
Most opioid-related accidental and undetermined deaths among Vermont residents involve fentanyl.

2021 Month of Death	Total Number of Opioid-Related Accidental and Undetermined Manner Deaths			
	Total*	Rx Opioid (no fentanyl)	Heroin	Fentanyl
January	14	2	4	13
February	12	2	1	11
March	26	8	2	22
April	15	1	3	14
May	13	3	0	12
June				
July				
August				
September				
October				
November				
December				
Total Vermont Residents	80	16	10	72
Vermonters in Vermont	77	15	10	70
Vermonters Out of State	3	1	0	2
Non-Vermont Residents	7	1	2	7

Source: Vermont Vital Statistics. All data from 2021 is considered preliminary.

Please note there is an 8-week lag in reporting opioid overdose death. An 8-week lag minimizes the changes in numbers posted. Opioid deaths through the end of May are included in this report. There are **2** pending death certificates in February 2021, **1** pending in March 2021 and **6** pending in May 2021.

The number of opioid-related accidental and undetermined deaths by sex and age differs compared to previous years.



Number of Opioid Deaths by Month and County of Residence

	Jan	Feb	Mar	Apr	May	June	July	Aug	Sept	Oct	Nov	Dec	Total
Addison	1	1	1	0	0								3
Bennington	2	2	2	1	2								9
Caledonia	1	1	1	1	0								4
Chittenden	3	2	6	3	1								15
Essex	0	0	0	0	0								0
Franklin	2	0	1	1	1								5
Grand Isle	0	0	0	0	0								0
Lamoille	0	2	1	1	0								4
Orange	0	0	1	1	1								3
Orleans	0	0	0	1	1								2
Rutland	3	0	1	3	2								9
Washington	0	1	5	2	1								9
Windham	1	0	3	1	1								6
Windsor	1	3	4	0	3								11
Missing County of Residence	0	0	0	0	0								0
VT Resident Deaths	14	12	26	15	13								80
Vermonters in VT	13	11	25	15	13								77
Non-Vermont Residents	3	1	1	1	1								7
Pending Death Certificates	0	2	1	0	6								9

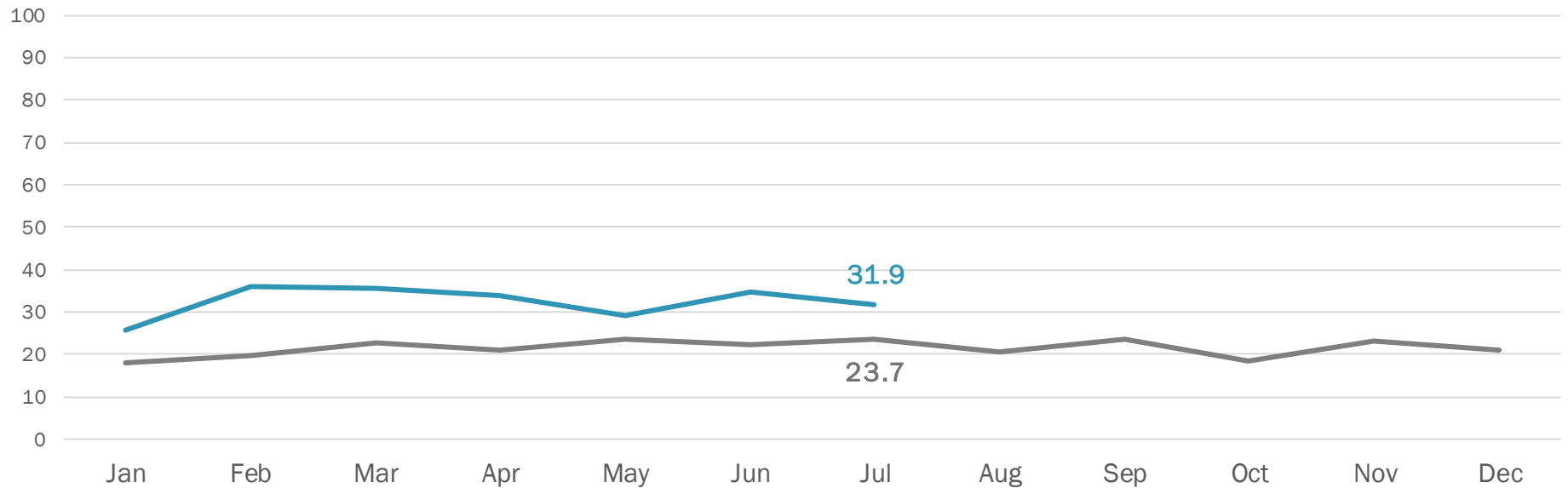
The number of pending death certificates are deaths that have not been assigned a cause of death in Vermont Vital Statistics System. Death certificates that are pending are not necessarily opioid deaths.

Syndromic Surveillance

As of August 9th, emergent care visits for opioid overdose have increased for 2021 compared to the average rate over the last 3 years. This data is preliminary and subject to change. The higher rates may be influenced by several factors, including fewer people visiting the ED/Urgent Care. More recently in March, ED visit volumes were approximately 16% lower than average, which is an improvement from ~30% lower in January and February.

Rate of Emergent Care Visits for Opioid Overdose by Month

2021 and 3-year Average Rates of Opioid Overdose Visits per 10,000 ED and Urgent Care Visits



Source: Electronic Notification for the Early Notification of Community-based Epidemics, 2018-2020.

Opioid overdose is determined using the patient's chief complaint and/or discharge diagnosis.

For more information about the data, contact: Amanda Jones, Amanda.Jones@Vermont.gov, Jeff Trites, Jeffrey.Trites@vermont.gov, Lindsay Bonesteel, Lindsay.Bonesteel@vermont.gov, Gretchen Mertes, MPH, Gretchen.Mertes@vermont.gov.

For more data on opioid overdoses in Vermont, see the annual:

https://www.healthvermont.gov/sites/default/files/documents/pdf/ADAPooidFatalityDataBrief2020_Final.pdf

For more information on the opioids in Vermont, visit: <https://www.healthvermont.gov/alcohol-drugs/by-substance/heroin-and-other-opioids>